



**DIVEST
FROM THE
WAR
MACHINE**

DIVESTFROMWARMACHINE.ORG

This short presentation, created by CODEPINK, will get you started using the Weapon Free Fund database to divest yourself, your institutions, or your municipalities from the War Machine.

You can type in a fund name, or just select **“Get Started”** to start browsing funds.

We have the power to cut our ties to militarism and gun violence

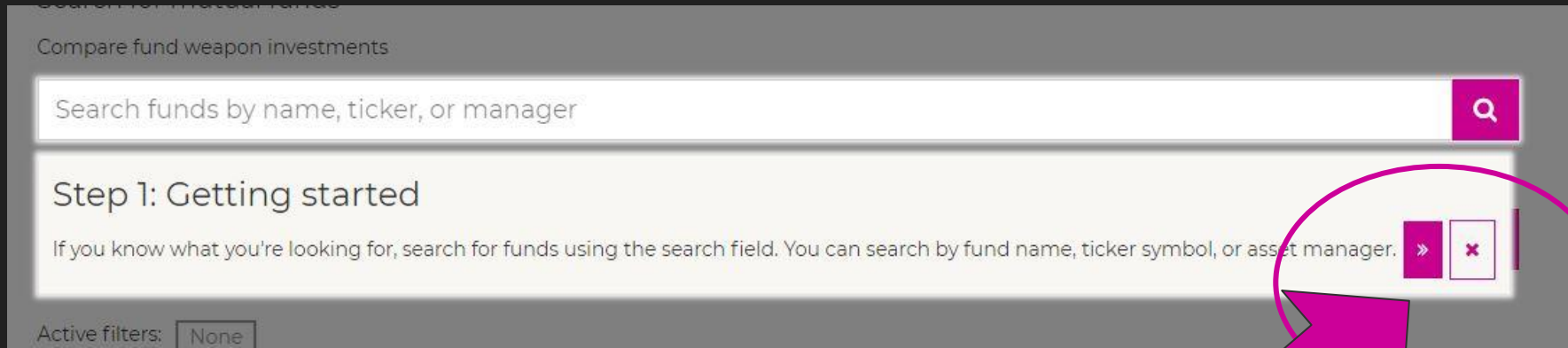


Search your investment for weapons companies

Search funds by name, ticker, or manager



Get started »



This is the first thing you see after you click “Get Started.” Clicking “>>” will give you a tutorial of the site, or you can just ‘X’ out and start browsing.

From the search page, you can adjust the filters to view different types of funds.

Weapon Free Funds

Get email updates Sign up Menu

Search for mutual funds

Compare fund weapon investments

Search funds by name, ticker, or manager

[Show me how this works](#)

Adjust filters

Screening for: All weapons

Active filters: None

Ticker	Fund name	Weapon exposure	Weapon risk	Socially responsible	Net assets	Category
PRBLX	Parnassus Core Equity Investor	0%	Low	✓ US SIF	\$15.45B	Large Blend
PRILX	Parnassus Core Equity Institutional	0%	Low	✓ US SIF	\$15.45B	Large Blend
PARWX	Parnassus Endeavor Investor	0%	Low	✓ US SIF	\$5.03B	Large Blend
PARMX	Parnassus Mid-Cap	0%	Low	✓ US SIF	\$2.75B	Mid-Cap Blend
ARGFX	Ariel Fund Investor	0%	Low	✓ US SIF	\$2.34B	Mid-Cap Value
CAAPX	Ariel Appreciation Investor	0%	Low	✓ US SIF	\$1.66B	Mid-Cap Value

[Show me how this works](#)

Adjust filters

You can use this filter to only view weapon-free funds.

The screenshot shows a fund screening interface with a white background. At the top left is a blue button labeled "Adjust filters" with a downward arrow. At the top right is a blue button labeled "Screening for: All weapons" with a rightward arrow. Below these is the text "Filter your search results" followed by a help icon. The interface features several filter sections, each with a title and a dropdown menu:

- Fund Family**: dropdown menu showing "Show all funds" with a close button (x) and a dropdown arrow (v).
- Morningstar Fund Category**: dropdown menu showing "Show all funds" with a close button (x) and a dropdown arrow (v).
- Socially Responsible Investing**: dropdown menu showing "Show all funds" with a close button (x) and a dropdown arrow (v).
- Hide Funds With Flagged Holdings**: dropdown menu showing "Only funds with low risk" with a close button (x) and a dropdown arrow (v).

A large red arrow points from the top text box to the "Hide Funds With Flagged Holdings" dropdown menu. This dropdown menu is also circled in red.

Ticker	Fund name	Weapon exposure	Weapon risk	Socially responsible	Net assets	Category
PRBLX	Parnassus Core Equity Investor	0%	Low	✓ US(SIF)	\$15.45B	Large Blend
PRILX	Parnassus Core Equity Institutional	0%	Low	✓ US(SIF)	\$15.45B	Large Blend
PAP		0%	Low	✓ US(SIF)	\$5.03B	Large Blend
PAP		0%	Low	✓ US(SIF)	\$2.75B	Mid-Cap Blend
ARC		0%	Low	✓ US(SIF)	\$2.34B	Mid-Cap Value
CA		0%	Low	✓ US(SIF)	\$1.66B	Mid-Cap Value
CSI		0%	Low	✓ US(SIF)	\$2.3B	Large Growth
PFPWX	Parnassus Endeavor Institutional	0%	Low	✓ US(SIF)		
CEYIX	Calvert Equity I	0%	Low	✓ US(SIF)		
NBSLX	Neuberger Berman Sustainable Eq Instl	0%	Low	✓ US(SIF)		

You can browse hundreds of funds that have a low risk of being invested in weapons. Just look for the green 'Low' symbol.



Get more funds



Click "Get More Funds" to browse all the options -- they only load ten at a time.

For each weapons category, we show the fund's exposure.

Click a category to see the breakdown of companies in the pie chart and list below.

Military weapons



Major military contractors
Top 100 military contractors

0 direct stock holdings



Cluster munitions and landmines
Manufacturers of weapons banned in 100+ countries



Nuclear weapons
Manufacturers/servicers of nuclear armaments

Civilian firearms



Gun manufacturers
Manufacturers of civilian firearms



Gun retailers
Largest public retailers of civilian firearms

0 direct stock holdings

These symbols indicate if a fund is not invested in different weapons.

You will find breakdowns for major military contractors, cluster munitions & landmines, nuclear weapons, civilian firearms, and gun retailers.

Weapon Free Funds

Get email updates [Sign up](#) **Menu**

Search for mutual funds

Compare fund weapon investments

Search funds by name, ticker, or manager

[Show me how this works](#)

[Adjust filters](#) Screening for: All weapons

Active filters:

Ticker	Fund name	Weapon exposure	Weapon risk	Socially responsible	Net assets	Category
PRBLX	Parnassus Core Equity Investor	0%	Low	✓ US\$SIF	\$15.45B	Large Blend
PRILX	Parnassus Core Equity Institutional	0%	Low	✓ US\$SIF	\$15.45B	Large Blend
PARWX	Parnassus Endeavor Investor	0%	Low	✓ US\$SIF	\$5.03B	Large Blend

Home

Search funds

About

How it works

Action toolkit

Media

Major fund families

Vanguard

American Funds

Fidelity Investments

More »

Sign up

Donate to As You Sow

Select the Menu button to navigate to different pages on the site.



Methodology and

Weapon Free Funds sources financial data from M...
mutual fund and stock data to analyze funds and fi...
covers thousands of the most popular mutual fund...
emp...

The How It Works page lists site methodology and gives other background information. Scroll down for all the details on how the database operates.

If a fund holds stock in a weapon company

We use five different weapon categories, or you can screen

Learn about the sources for the information in the Weapon Free Funds.

on investments. You can choose to screen for all five weapon

Military weapons



Major military contractors — The largest military contractors fuel global warfare through the international arms trade. Between 2012 and 2016, U.S. arms producers were responsible for one-third of major global arms exports. Lockheed Martin alone received more than \$36 billion in military contracts — an amount higher than the budgets of 22 of the 50 states.

To track major military contractors, we use the [Stockholm International Peace Research Institute \(SIPRI\) Arms Industry Database](#). The database contains information on arms-producing and military services, including financial data for arms-producing companies in the OECD and developing countries (except China) based on open sources. The public companies from this top 100 list (last updated 2016) were used to screen for major military contractors on Weapon Free Funds.

[View companies](#)

Under each weapon category, you can view all the companies on the list.



Cluster munitions and landmines — Cluster munitions and continue to do so today. Over 100 countries remain dangerous for decades, killing and injuring civilians long after a conflict has ended.

thousands of civilians for decades of harm on impact and continue to

To track manufacturers of cluster munitions and landmines, we use research reports from non-profit organizations [PAX](#) and [the](#)

We calculate the fund's weapon risk

Mutual funds can have a varying number of holdings in the fund, and the total amount invested in those companies.

Based on what companies a fund owns and all weapons categories.

These icons will tell you how high the risk for weapons investment is within each fund.

We calculate the total number of flagged companies in those companies.

in group — military weapons, civilian firearms,



Low Owns no stock in companies from any of the weapon categories

Medium

Civilian firearm screen only: Owns stock in gun retailers, but no other weapon companies

High

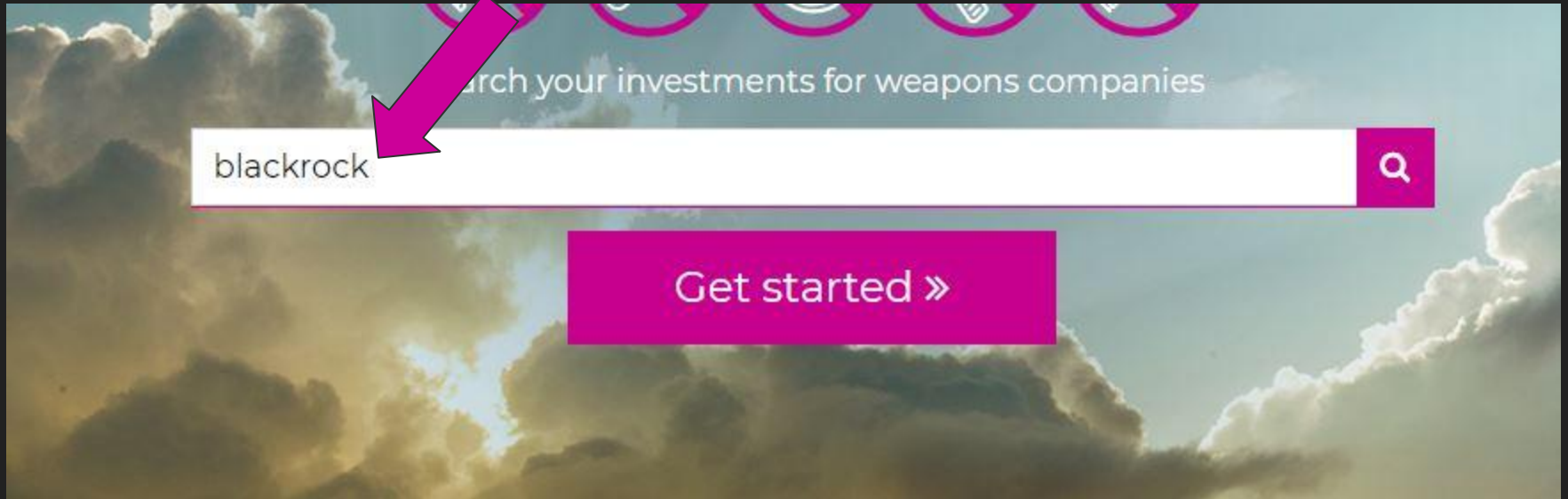
Owns stock in major military contractors, cluster munitions/landmines, nuclear weapons, or gun manufacturers

If a fund has a low weapon risk and doesn't own any of the weapon companies you're screening for, you'll see a chart like this:




And this meter will indicate the total amount of weapon investments.

Let's do an example search together using investment manager BlackRock, the world's largest "shadow bank."



Ticker	Fund name	Weapon exposure	Weapon risk	^ Socially responsible	Net assets	Category
BIRIX	BlackRock Impact US Equity Institutional	4.02%	High	✓	\$53.12M	Large Blend
BIRAX	BlackRock Impact US Equity Investor A	4.02%	High	✓	\$53.12M	Large Blend
BIRCX	BlackRock Impact US Equity Investor C	4.02%	High	✓	\$53.12M	Large Blend
BIRKX	BlackRock Impact US Equity K	4.02%	High	✓	\$53.12M	Large Blend
MALOX	BlackRock Global Allocation Instl	1.41%	High			
MDLOX	BlackRock Global Allocation Inv A	1.41%	High	✗		
MADVX	BlackRock Equity Dividend Instl	3.63%	High	✗	\$20.83B	Large Value
BTMKX	iShares MSCI EAFE Intl Idx K	1.69%	High	✗	\$11.56B	Foreign Large Blend
WFSPX	iShares S&P 500 Index K	4.37%	High	✗	\$15.09B	Large Blend
MCLOX	BlackRock Global Allocation Inv C	1.41%	High	✗	\$39.47B	World Allocation

Every single one of these funds is invested in weapons. Let's click on the first fund listed, BlackRock Impact US Equity Institutional, to see details.



BlackRock Impact U.S. Equity Fund \$BIRIX is 4.02% invested in weapon stocks, with \$2.13 MILLION invested across 11 equity holdings

Weapon risk



A fund earns a risk score - low, medium, or high - based on its stock investments in different weapon sectors.

[See how we track weapon investments >](#)

socially responsible



Screening for: All weapons ▶

For each weapons category, we show the fund's exposure.
Click a category to see the breakdown of companies in the pie chart and list below.

Military weapons


	Major military contractors Top 100 military contractors	3.17% of assets	10 holdings	\$1.68M invested
	Cluster munitions and landmines Manufacturers of weapons banned in 100+ countries		0 direct stock holdings	
	Nuclear weapons Manufacturers/servicers of nuclear armaments	1.92% of assets	5 holdings	\$1.01M invested

Civilian firearms

	Gun manufacturers Manufacturers of civilian firearms		0 direct stock holdings	
	Gun retailers Largest public retailers of civilian firearms	0.86% of assets	1 holdings	\$452,738 invested

Each fund page looks like this, with a full breakdown of investments based on your screening choices.

Keep scrolling to find the list of companies the fund is invested in.



Weapon companies

11 holdings

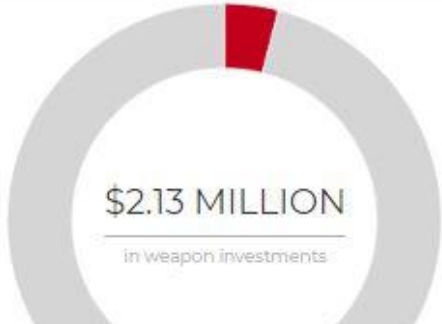
1. Walmart Inc		0.86% of assets	\$452,738 invested
2. Boeing Co	 	0.68% of assets	\$359,578 invested
3. Honeywell International Inc	 	0.65% of assets	\$341,734 invested
4. General Electric Co		0.6% of assets	\$318,376 invested
5. United Technologies Corp		0.29% of assets	\$151,029 invested
6. Oshkosh Corp		0.24% of assets	\$123,177 invested
7. Raytheon Co	 	0.22% of assets	\$113,127 invested
8. Northrop Grumman Corp	 	0.19% of assets	\$100,476 invested
9. Fluor Corp	 	0.19% of assets	\$99,802 invested
10. Rockwell Collins Inc		0.08% of assets	\$41,750 invested
11. Harris Corp		0.06% of assets	\$31,597 invested

BlackRock Impact U.S. Equity Fund \$BIRIX is 4.02% invested in weapon stocks, with \$2.13 MILLION invested across 11 equity holdings



A fund earns a risk score - low, medium, or high - based on its stock investments in different weapon sectors.
[See how we track weapon investments >](#)

socially responsible



Screening All

Notice that this fund still receives the designation "Socially Responsible" from Morningstar, an investment research company. We need to make it clear that millions invested in war and violence is NOT socially responsible.

Military weapons



Major military contractors
Top 100 military contractors



Munitions and landmines
Manufacturers of weapons banned in 100+ countries



Nuclear weapons
Manufacturers/servicers of nuclear armaments

1.92% of assets 5 holdings \$1.01M invested

Civilian firearms



Gun manufacturers
Manufacturers of civilian firearms

0 direct stock holdings



Gun retailers
Largest public retailers of civilian firearms

0.86% of assets 1 holdings \$452,738 invested